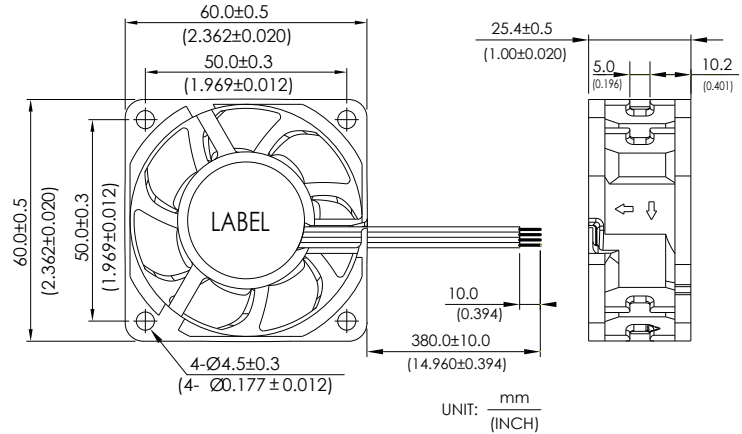


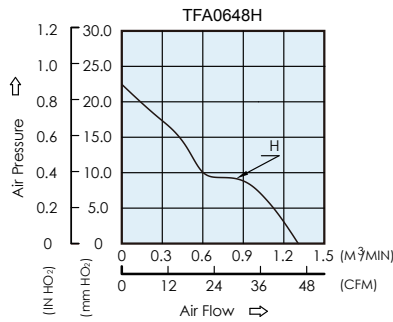
TFA 60 x 25.4 MM SERIES

DIMENSIONS DRAWING

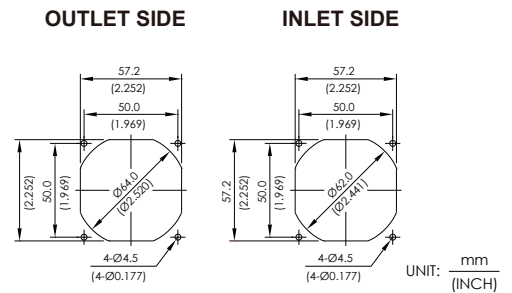


- * Bearing Type
Ball Bearings
- * Material
Impeller : Plastic (UL 94V-0)
Frame : Plastic(UL 94V-0)
- * Lead Wires :
UL 1061 AWG #24 OR Equivalent
Red Wire Positive(+)
Black Wire Negative (-)
Blue Wire (F00)
Yellow Wire (PWM)
- * Weight : 80g (2.82 oz)

P & Q CURVE (AT RATED VOLTAGE)



MOUNTING PANEL CUTOUT



MODEL		Rated Voltage	Operating Voltage Range	Rated Current	Rated Input Power	Speed	Maximum Air Flow		Maximum Air Pressure		Noise
PART NO.	FUNCTION	VDC	VDC	Amp	Watt	R.P.M.	m ³ /min	CFM	mmH ₂ O	IN H ₂ O	dB-A
TFA0648H	PWM/F00	48	28.0 to 62.0	0.16	7.68	10000	1.307	46.17	22.46	0.884	52.0

- * The max. air flow and the speed are measured in free air ; max. air pressure is measured at zero air flow.
- * Noise is measured in anechoic chamber in free air, one meter from intake side.
- * All readings are typical values at rated voltage.
- * Specifications are subject to change without notice.